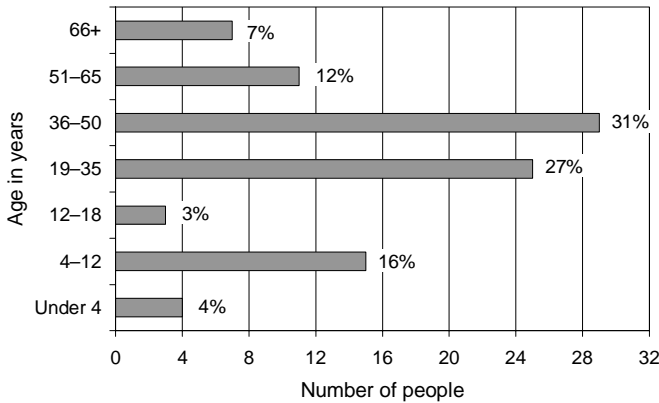




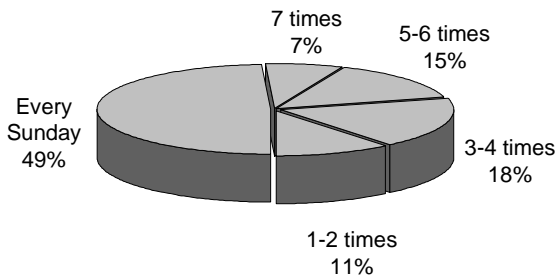
Total number of households taking part in survey: 63

Total number of people: at least 89 adults, and 29 children under the age of 16.

REGULAR ATTENDANCE BY AGE GROUP:

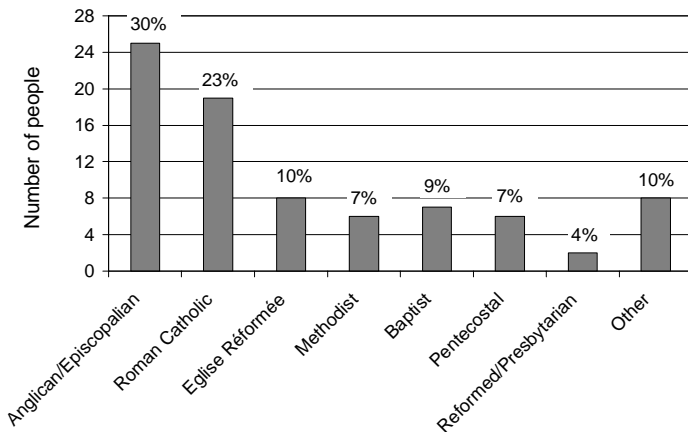


LIKELY ATTENDANCE OVER A 2-MONTH PERIOD:



CHURCH BACKGROUND:

In what type of church has your family been worshipping in the past?



In 'Other' are 6 other denominations and 2 'None'.

NATIONALITIES:

21 different nationalities were recorded.

Nationality	Number of passport holders	%
British	73	36
French	66	32
American	16	8

Other countries represented (with 3% or less) are Germany, Ghana, Nigeria, Canada, Australia, India, Romania, China, United Arab Emirates, Kenya, Spain, Albania, Belgium, Korea, Togo, Singapore, New Zealand and Lithuania.

40 people have dual or triple nationality.

LANGUAGES SPOKEN AT HOME:

15 languages are spoken within our congregation at home.

Language	No. of households	%
English	48	76
French	33	52

Other languages spoken are Dutch, German, Italian, Tamil, Cantonese, Romanian, Chinese, Twi, Swahili, Kannada, Mandarin, Filipino and Korean.

WEEKEND WORKING:

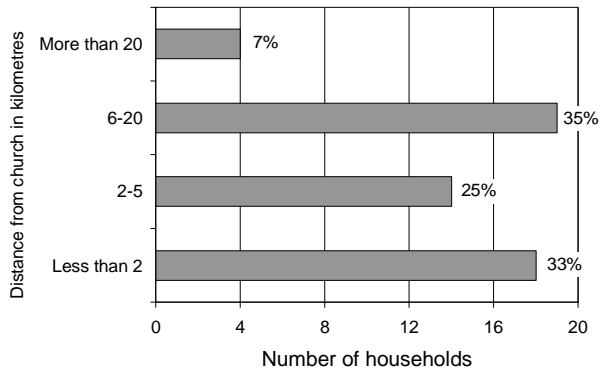
11 households (17%) have someone required to work at the weekend.

MIDWEEK EVENTS:

Members of 26 households (41%) attend midweek events at the church.

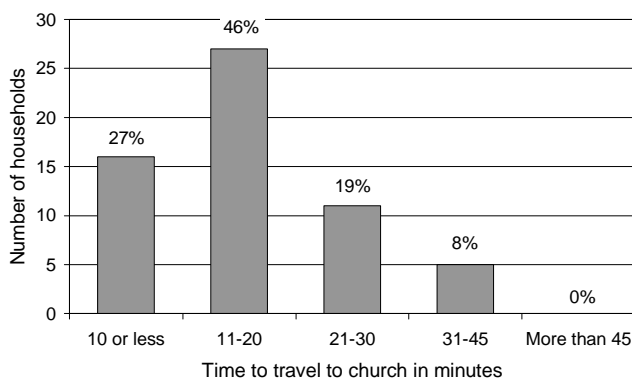
DISTANCE AND TRAVEL:

How far do you travel?



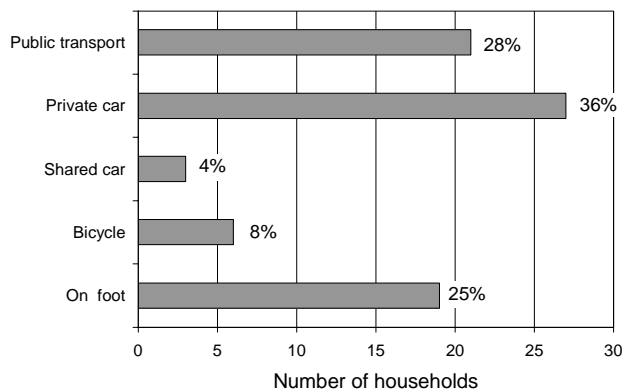
Average distance travelled: 8 km

How long does it take you?



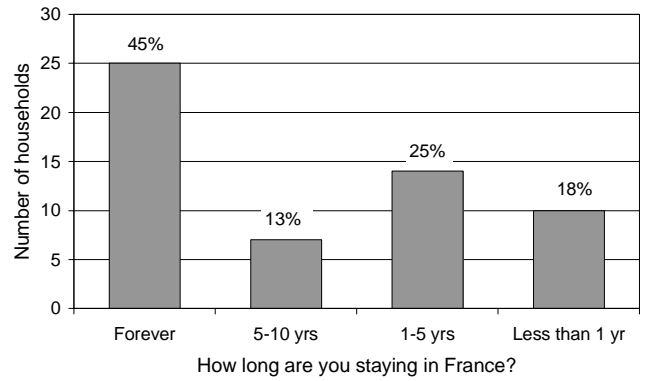
Average travel time: 18 minutes

How do you normally travel?

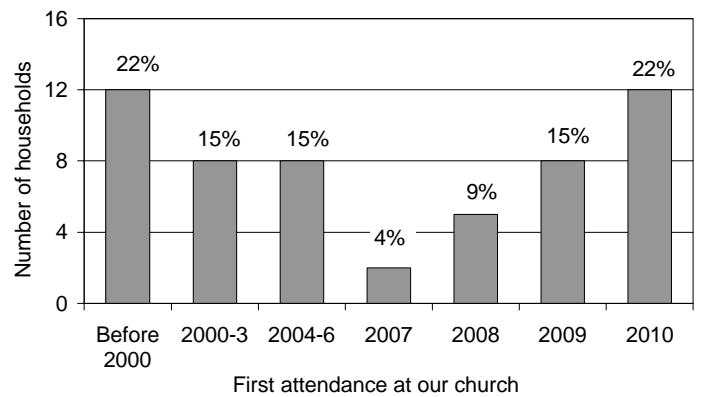


LIVING IN FRANCE:

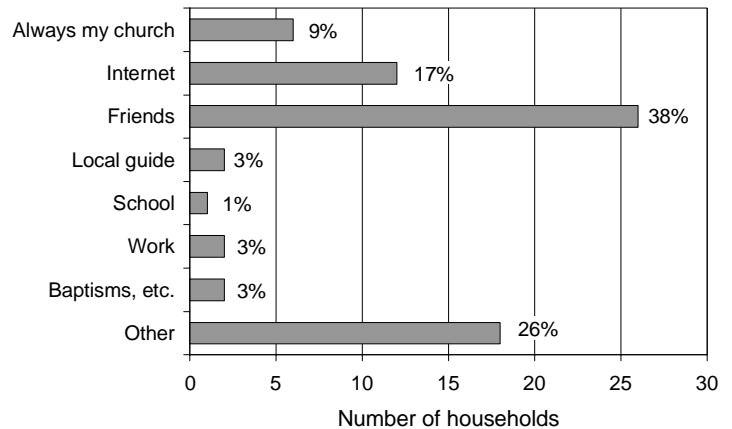
How long are you staying?



When did you join us?



How did you hear about our church?



Examples of ‘Other’: “Christian bookshop”, “Yellow pages. Visited chaplain’s address”, “Walked past the church during La Braderie”, “Only English-speaking church in Lille”, “Through international coffee morning and church playgroup”, etc.

(Percentages have been adjusted so that they add up to 100.)

The Strategic Review Group of the Diocese in Europe would like to thank the congregation of the Christ Church, Lille for their contribution to this survey. We had a magnificent response with data from over 6,300 attendees, more than 50% of the average attendance in October 2009 throughout the diocese. The data will contribute to developing the strategic mission of the diocese.